



Class1:

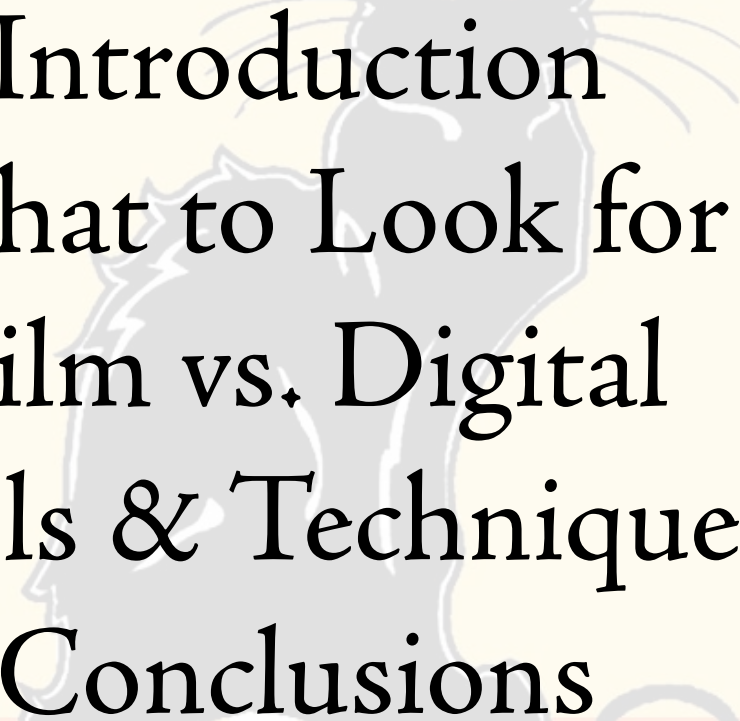
Understanding Photographing Art

intro to photographing your art - 2D

by

Jay Daniel

BLACK CAT STUDIO



Introduction
What to Look for
Film vs. Digital
Tools & Techniques
Conclusions

BLACK GAT STUDIO



Introduction

Jay Daniel, photographer
Black Cat Studio

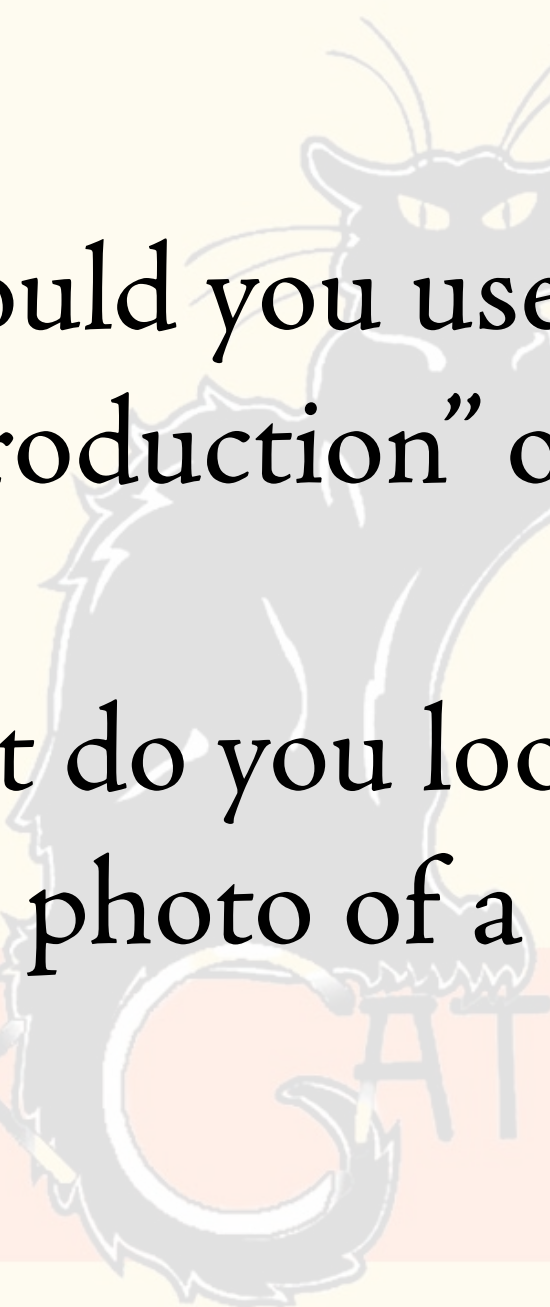
thank you Heather and the Marin Arts
Council



Do you use a compact
Digital Camera?

Its purpose & function

BLACK GAT STUDIO



Why should you use the best possible “reproduction” of your work?

What do you look for in a good photo of a painting?

BLACK GAT STUDIO

GOOD:

Correct Exposure

Sharp / in Focus

Accurate Color

Not Distorted

Even Lighting

Accurate Contrast

Accurate Saturation

BAD:

too light/too dark

Soft/ out of focus

?? Color ??

parallax / bent lines

surface reflections

?? Contrast ??


?? Saturation ??

Exposure:



BLACK

Focus



Color



Distortion ?



BLACK CAT STUDIO

Surface reflections



BLACK CAT STUDIO

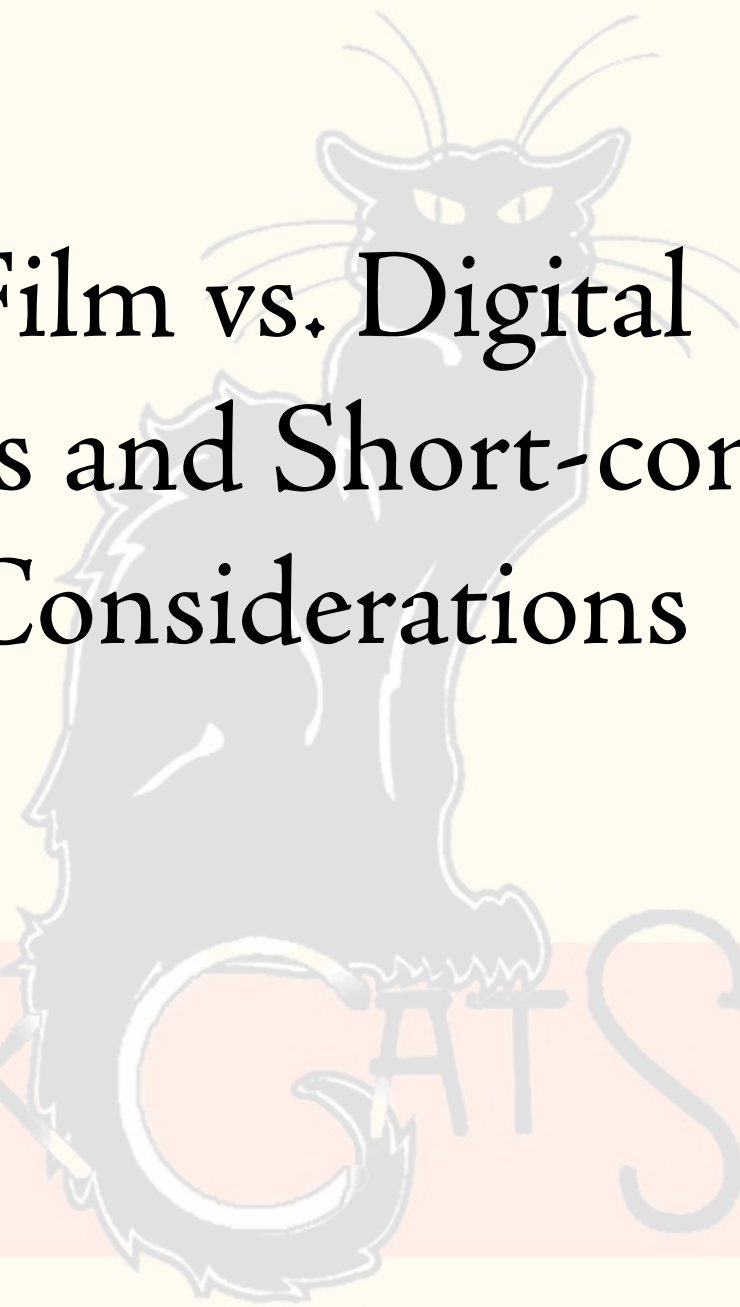
Contrast



BLACK

Saturation





Film vs. Digital
Benefits and Short-comings
Considerations

BLACK GAT STUDIO

Film

More information

Quality Apparent

Same Viewing Experience

Wait to see Results

Eco - Very Dirty

Few Formats / Many Types

Need to Take to the Lab

Digital

Less Data

Quality not Viewed

Varied Viewing Experience

Instant Review

Eco - Less Dirty

Many Formats / Infinite Resolutions

Make your own prints



Consideration for Materials

Just Adequate - Speed

Documentation - Web

Reproduction or Publication

Best Quality - Cost

Flexibility

Special requirements

Photography

Tools: Cameras


Mini-digital camera

Prosumer camera

SLR with Macro lens

Large format Cameras

BLACK CATS STUDIO



Photography
Tools: Lighting
Available...

Strobe

Tungsten

Florescent

Color Temperature



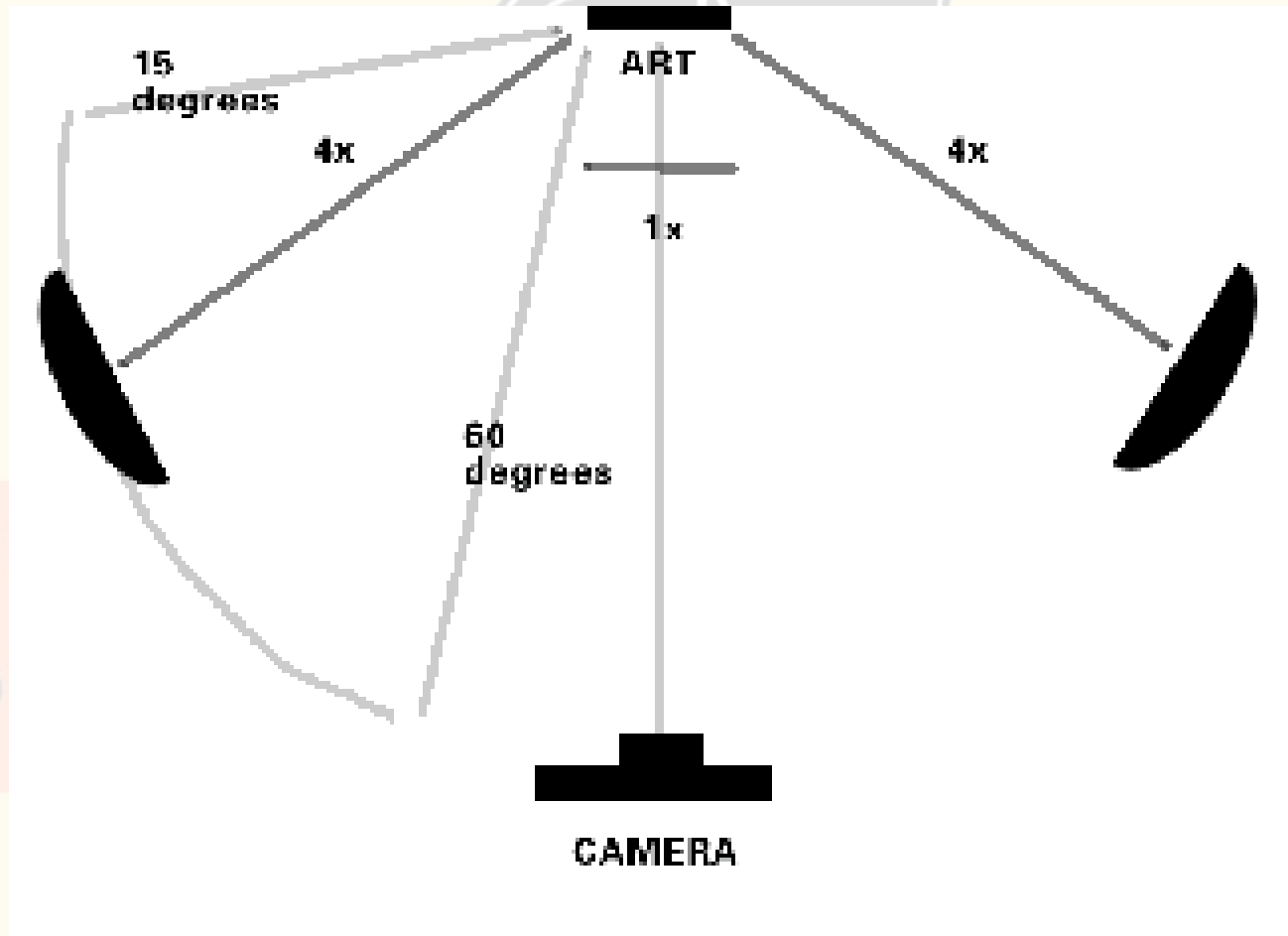


Photography
Tools: Accesories
Tripod
Grayscale
Light meter
Light stands
Light modifiers

BLACKCAT STUDIO

Photography Techniques


Basic 2 light set up on wall



Photography

Techniques: Metering

measure four corners and middle



Photography

Techniques: Lighting

size of piece / size of lights

distance of lights

inverse square law

rule size/distance

key and fill

BLACK CATS STUDIO



Photography

Techniques:

set your camera

set your lights

meter

check focus

Bracket exposure

Photography

Techniques: Special Problems

Under glass

surface reflections

paper not flat / canvas bowed

Books / fabrics

BLACKCATS STUDIO

In Conclusion

How do you want to represent
your work?

Attention to Detail

Adapt or Best it can Be

Jury Review

Can't go Back / Cost vs. Quality



THANK YOU FROM
JAY DANIEL
BLACK CAT STUDIO
MARIN ARTS COUNCIL

BLACK CAT STUDIO



BLACK GAT STUDIO